

## Broad Street Project: Public Survey: Summary report

This report was created on Monday 15 April 2019 at 10:12.

The consultation ran from 18/03/2019 to 12/04/2019.

### Contents

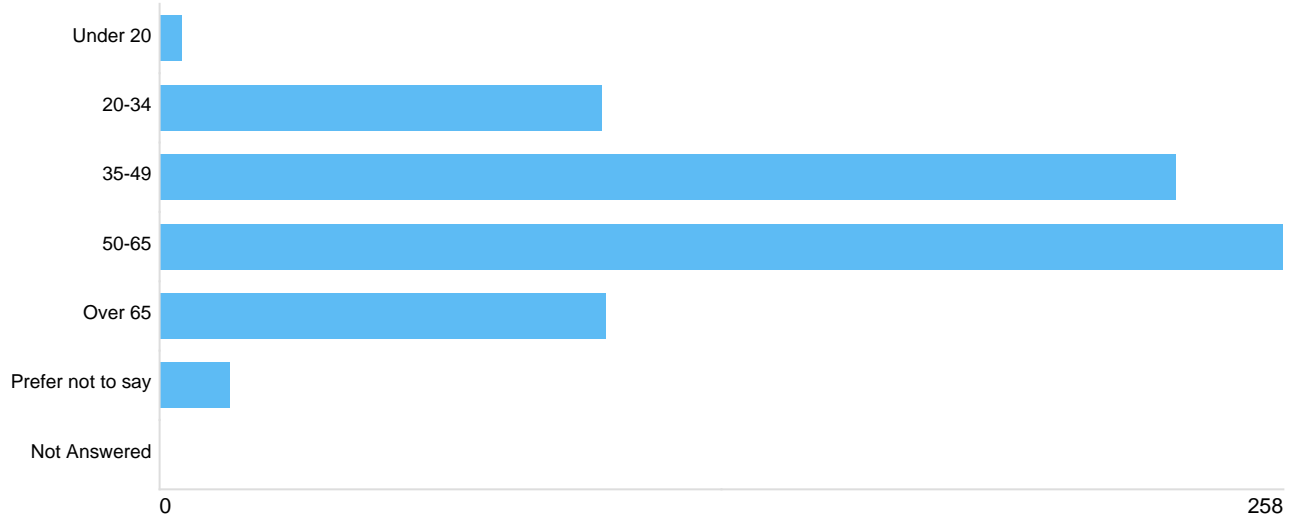
Question 1: What is your age?	2
Age	2
Question 2: What is your gender?	2
Gender	2
Gender	3
Question 3: Do you have a physical or mental health condition or illness lasting or expected to last 12 months or more?	3
Disability	3
Question 4: Does this condition or illness affect you in any of the following areas?	4
Disability	4
Disability	5
Question 5: Does your condition or illness reduce your ability to carry-out day-to-day activities?	5
Disability	5
Disability	5
Question 6: Please select the option that best describes your opinion towards the following statements. Following the public realm improvements to Broad Street:	6
Public realm improvements - I like spending time in this area	6
Public realm improvements - I can freely move around the area due to improved accessibility	6
Public realm improvements - Driver behaviour is appropriate in this area	7
Public realm improvements - Cyclist behaviour is appropriate in the area	7
Public realm improvements - Pedestrian behaviour is appropriate in the area	8
Public realm improvements - I feel the buses drive at an appropriate speed respecting pedestrians	8
Public realm improvements - This street has increased the footfall for local businesses the area	9
Public realm improvements - I feel safe in the area during the day.	9
Public realm improvements - I feel safe in the area at night.	10
Public realm improvements - The area has increased my journeys on foot or by bicycle	10
Public realm improvements - The area has improved the setting of Marischal College	11
Public realm improvements - The project promotes healthy living in the city	11
Public realm improvements - The area has improved bus times and reliability	12
Public realm improvements - The project has reduced car use within the area	12
Public realm improvements - The changes promotes active travel in the city	13
Public realm improvements - The changes have allowed for larger temporary events in the area	13
Public realm improvements - The changes have increased access to public transport	14
Question 7: Of the statements above, which do you feel could be most improved and why?	15
Statements	15
improvement statements	16
Question 8: What in particular do you like most about this street space?	16
Like	16
Question 9: What in particular do you dislike about the street space?	16
Dislike	16
Question 10: What do you like about the changes in Broad Street?	17
Change improvements	17
Other	17
Question 11: What do you dislike about the changes to Broad Street?	18
Change improvements	18
Other	18
Question 12: Have the changes to Broad Street affected your access to the area?	19
Access	19
Access	19
Question 13: What is your main purpose for visiting the space?	19
Visiits	19
Visits	19

Question 14: Do you have any further comments?  
Comments

20  
20

**Question 1: What is your age?**

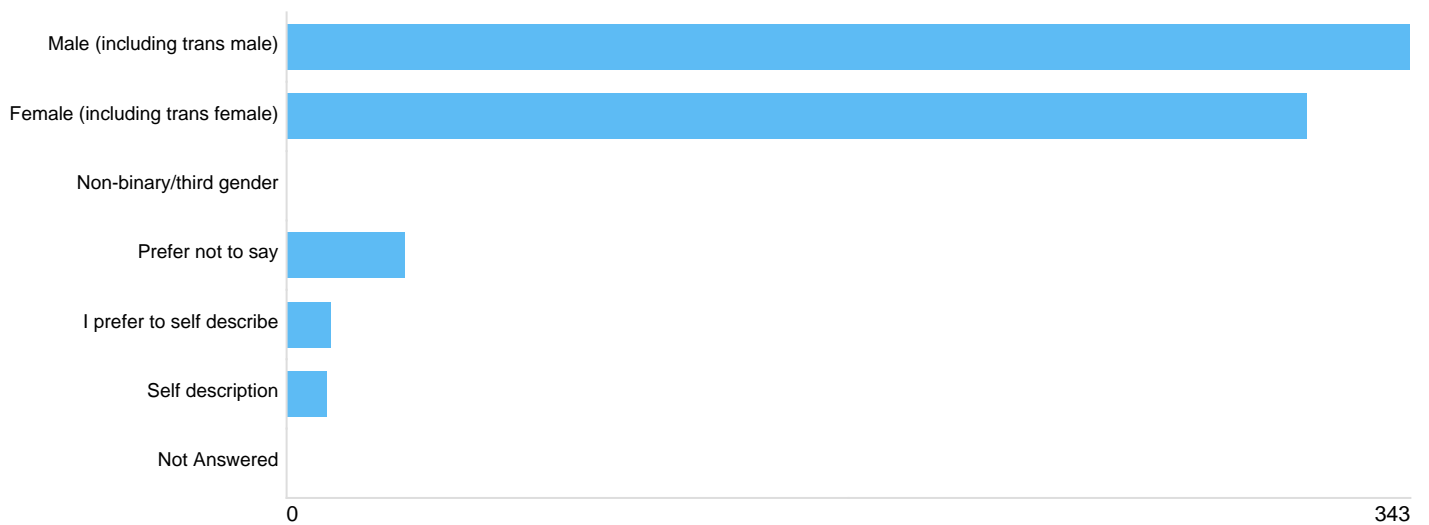
**Age**



Option	Total	Percent
Under 20	5	0.70%
20-34	101	14.13%
35-49	233	32.59%
50-65	258	36.08%
Over 65	102	14.27%
Prefer not to say	16	2.24%
Not Answered	0	0%

**Question 2: What is your gender?**

**Gender**



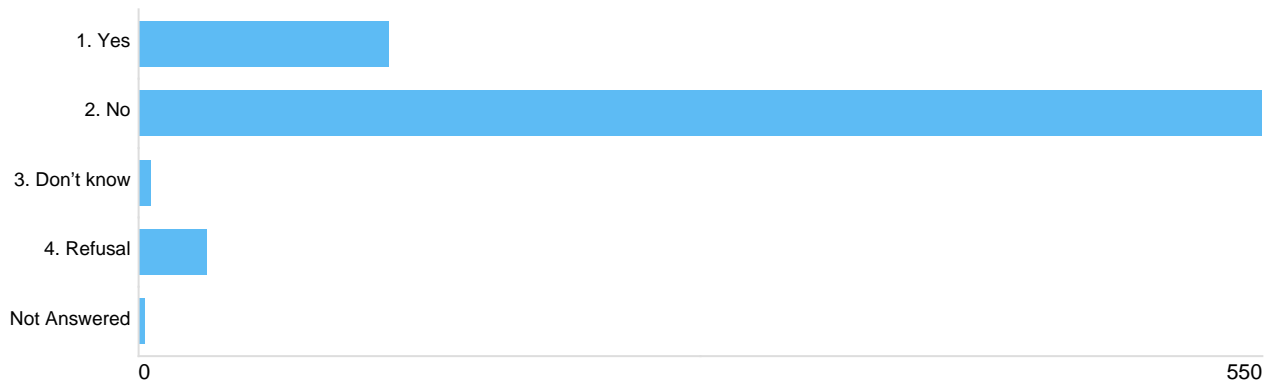
Option	Total	Percent
Male (including trans male)	343	47.97%
Female (including trans female)	311	43.50%
Non-binary/third gender	0	0%
Prefer not to say	36	5.03%
I prefer to self describe	13	1.82%
Self description	12	1.68%
Not Answered	0	0%

**Gender**

There were 41 responses to this part of the question.

**Question 3: Do you have a physical or mental health condition or illness lasting or expected to last 12 months or more?**

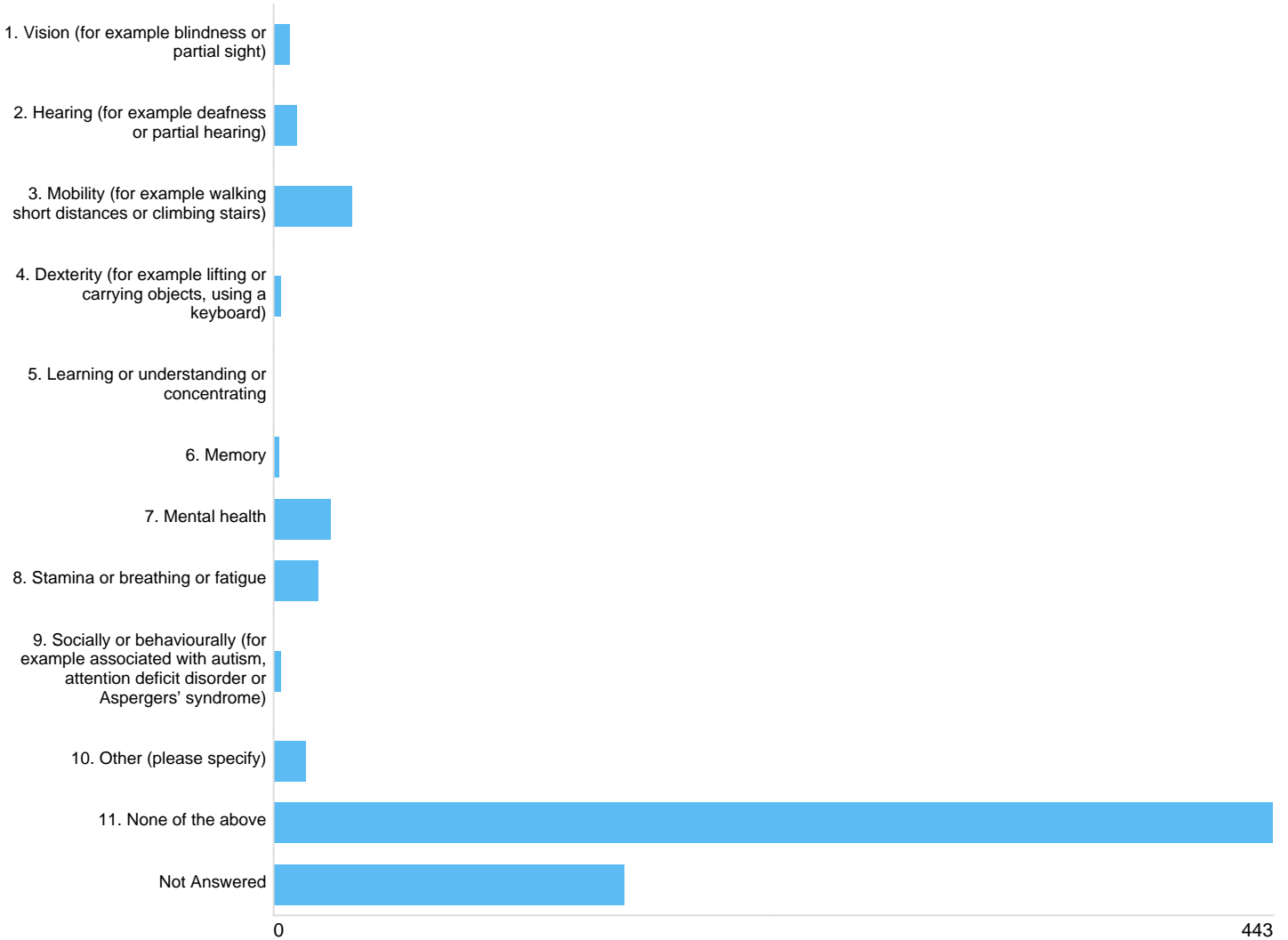
**Disability**



Option	Total	Percent
1. Yes	122	17.06%
2. No	550	76.92%
3. Don't know	5	0.70%
4. Refusal	33	4.62%
Not Answered	2	0.28%

**Question 4: Does this condition or illness affect you in any of the following areas?**

**Disability**



Option	Total	Percent
1. Vision (for example blindness or partial sight)	7	0.98%
2. Hearing (for example deafness or partial hearing)	10	1.40%
3. Mobility (for example walking short distances or climbing stairs)	34	4.76%
4. Dexterity (for example lifting or carrying objects, using a keyboard)	3	0.42%
5. Learning or understanding or concentrating	0	0%
6. Memory	2	0.28%
7. Mental health	25	3.50%
8. Stamina or breathing or fatigue	19	2.66%
9. Socially or behaviourally (for example associated with autism, attention deficit disorder or Aspergers' syndrome)	3	0.42%
10. Other (please specify)	14	1.96%
11. None of the above	443	61.96%
Not Answered	155	21.68%

**Disability**

There were **43** responses to this part of the question.

**Question 5: Does your condition or illness reduce your ability to carry-out day-to-day activities?**

**Disability**



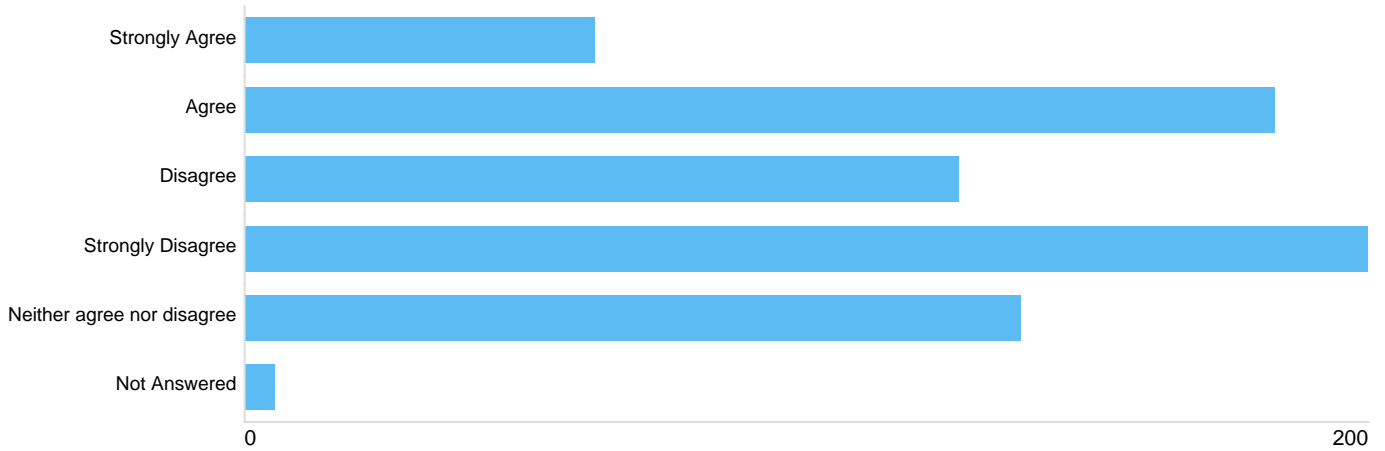
Option	Total	Percent
Yes, a lot	25	3.50%
Yes, a little	72	10.07%
Not at all	439	61.40%
Other	104	14.55%
Not Answered	75	10.49%

**Disability**

There were **54** responses to this part of the question.

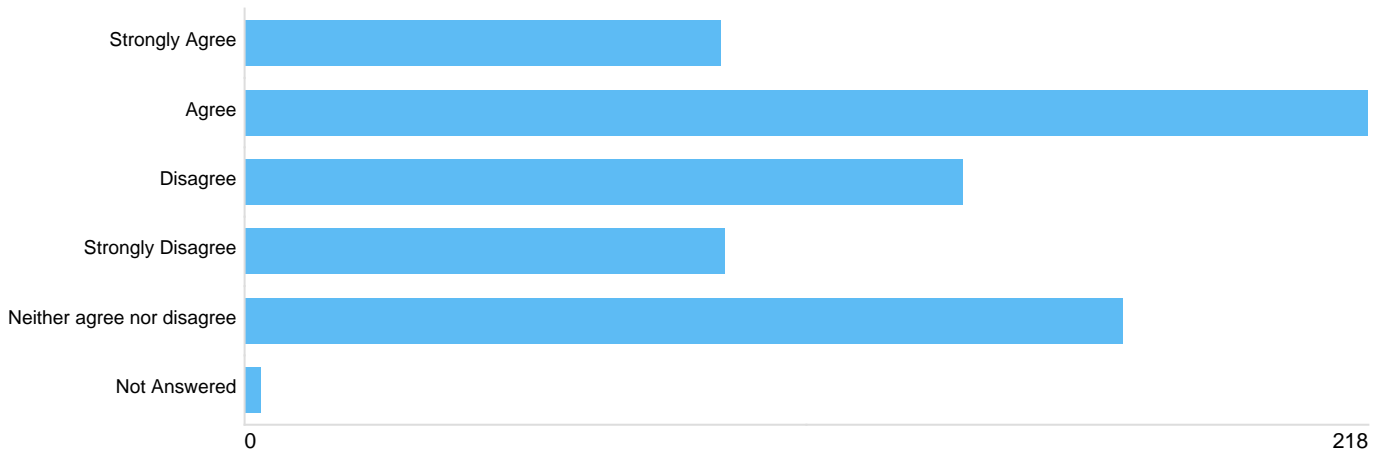
**Question 6: Please select the option that best describes your opinion towards the following statements. Following the public realm improvements to Broad Street:**

***Public realm improvements - I like spending time in this area***



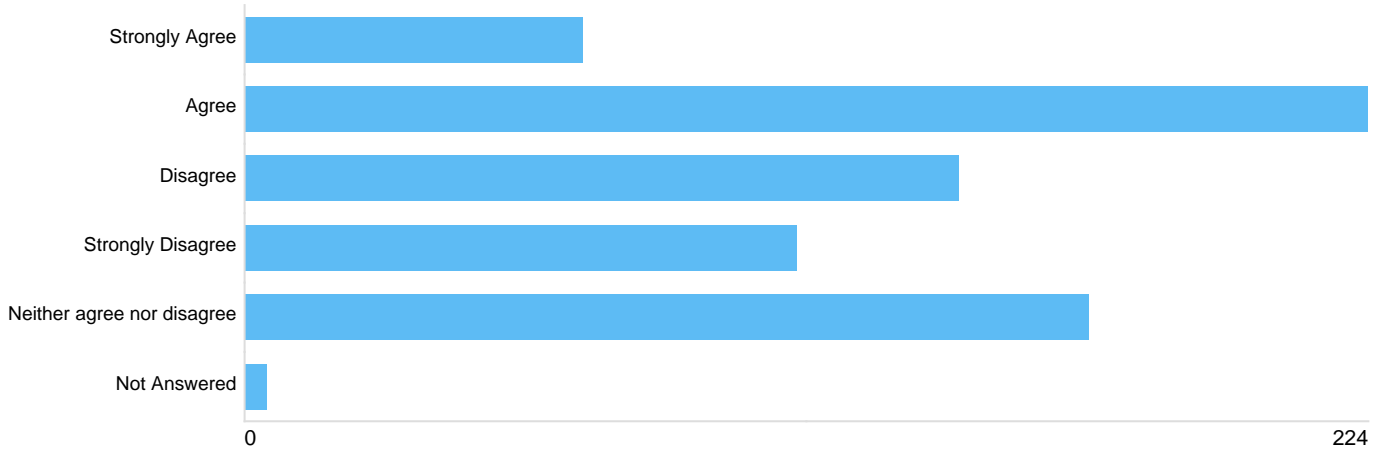
Option	Total	Percent
Strongly Agree	62	8.67%
Agree	183	25.59%
Disagree	127	17.76%
Strongly Disagree	200	27.97%
Neither agree nor disagree	138	19.30%
Not Answered	5	0.70%

***Public realm improvements - I can freely move around the area due to improved accessibility***



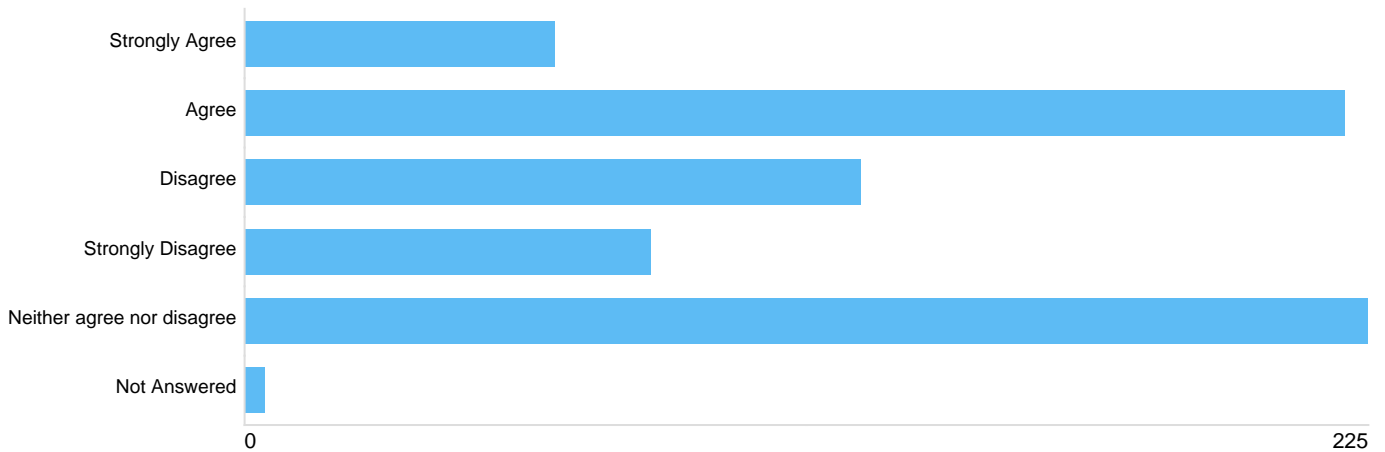
Option	Total	Percent
Strongly Agree	92	12.87%
Agree	218	30.49%
Disagree	139	19.44%
Strongly Disagree	93	13.01%
Neither agree nor disagree	170	23.78%
Not Answered	3	0.42%

**Public realm improvements - Driver behaviour is appropriate in this area**



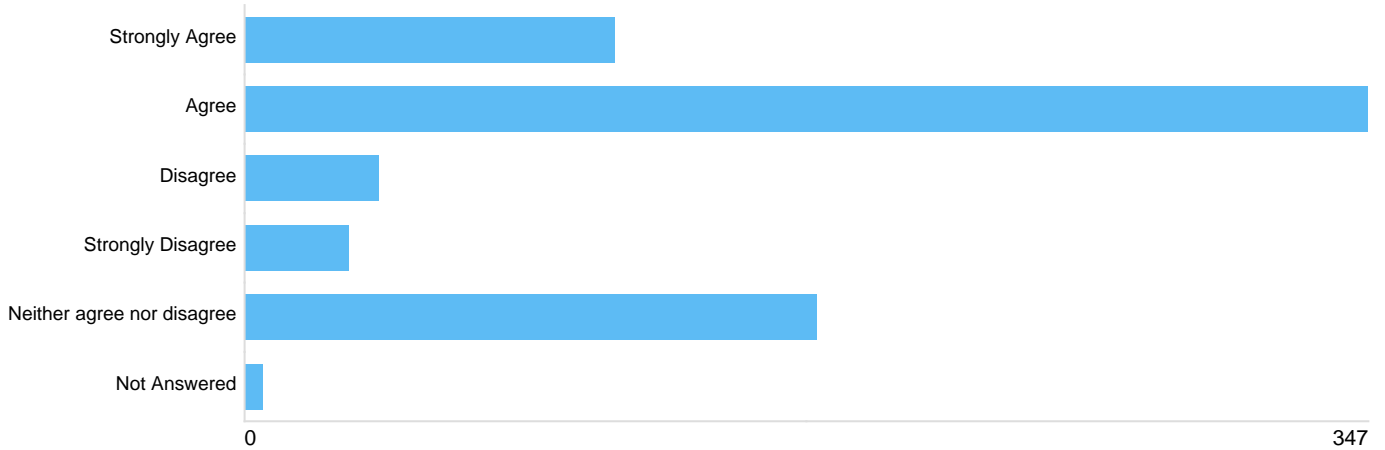
Option	Total	Percent
Strongly Agree	67	9.37%
Agree	224	31.33%
Disagree	142	19.86%
Strongly Disagree	110	15.38%
Neither agree nor disagree	168	23.50%
Not Answered	4	0.56%

**Public realm improvements - Cyclist behaviour is appropriate in the area**



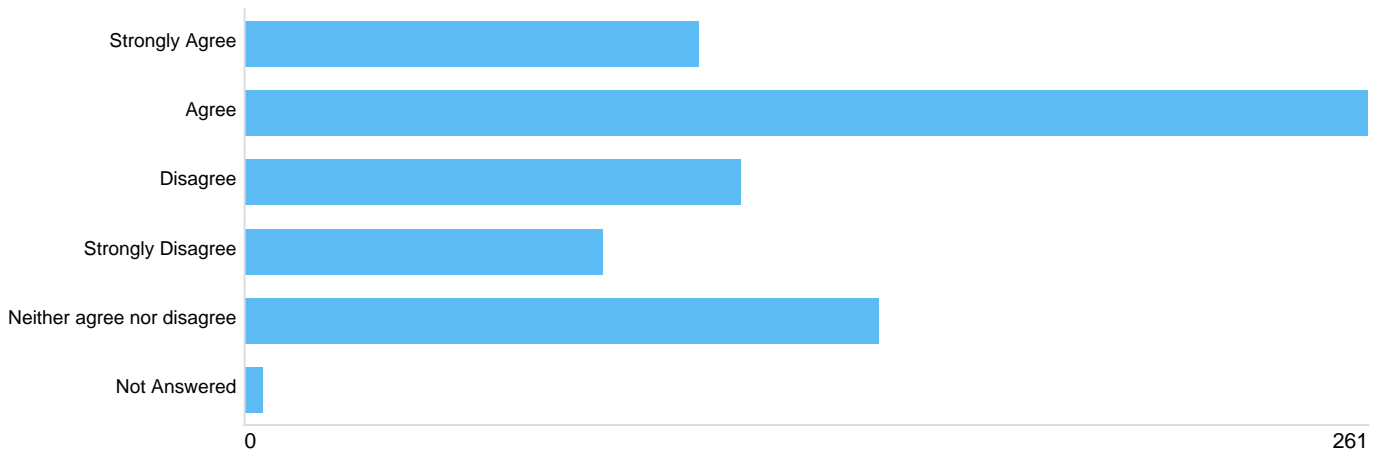
Option	Total	Percent
Strongly Agree	62	8.67%
Agree	220	30.77%
Disagree	123	17.20%
Strongly Disagree	81	11.33%
Neither agree nor disagree	225	31.47%
Not Answered	4	0.56%

**Public realm improvements - Pedestrian behaviour is appropriate in the area**



Option	Total	Percent
Strongly Agree	114	15.94%
Agree	347	48.53%
Disagree	41	5.73%
Strongly Disagree	32	4.48%
Neither agree nor disagree	176	24.62%
Not Answered	5	0.70%

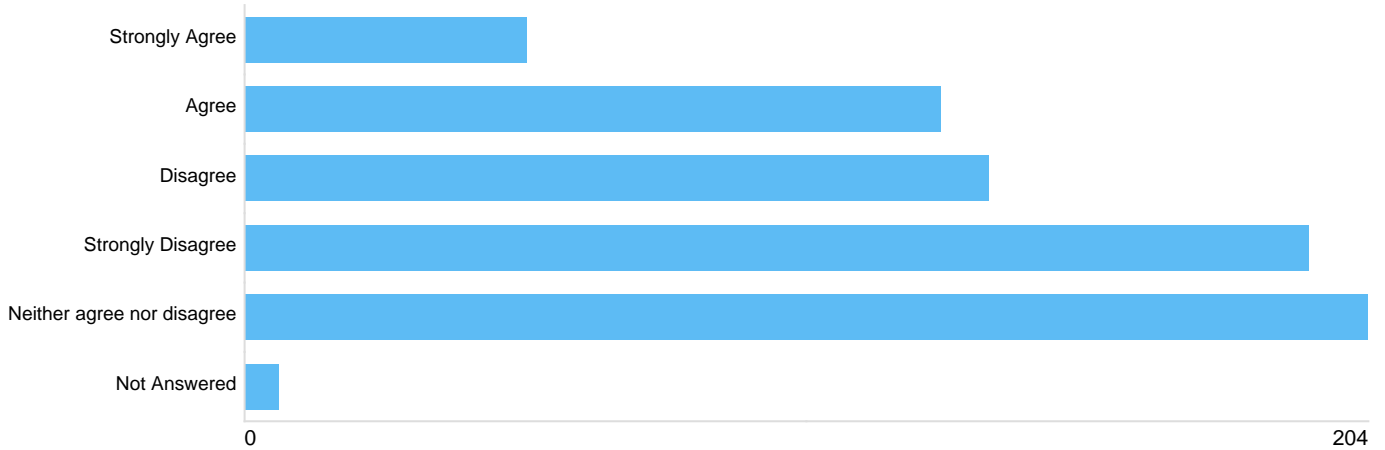
**Public realm improvements - I feel the buses drive at an appropriate speed respecting pedestrians**





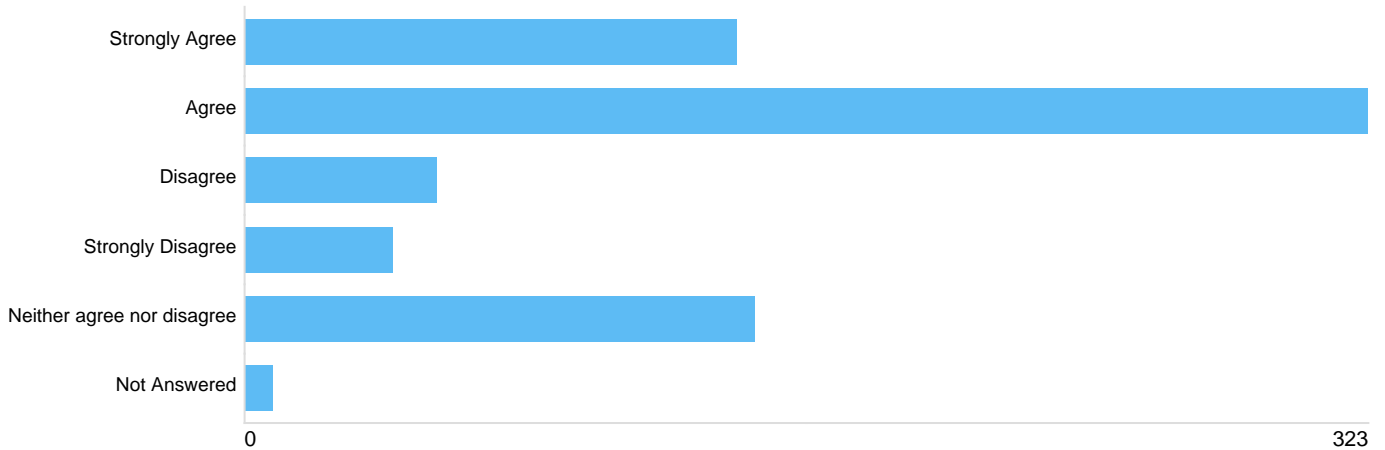
Option	Total	Percent
Strongly Agree	105	14.69%
Agree	261	36.50%
Disagree	115	16.08%
Strongly Disagree	83	11.61%
Neither agree nor disagree	147	20.56%
Not Answered	4	0.56%

**Public realm improvements - This street has increased the footfall for local businesses the area**



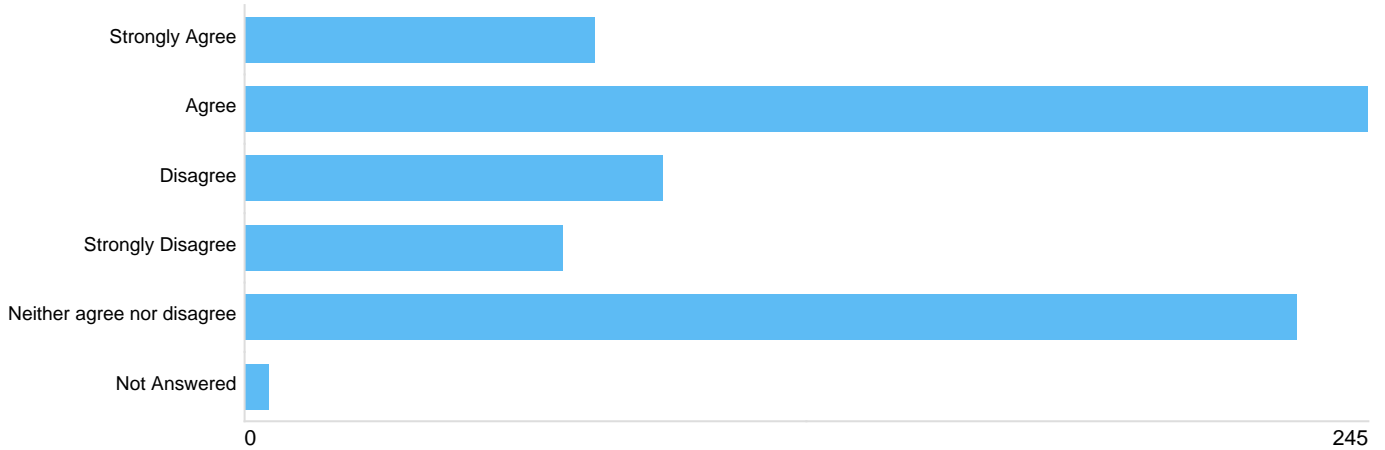
Option	Total	Percent
Strongly Agree	51	7.13%
Agree	126	17.62%
Disagree	135	18.88%
Strongly Disagree	193	26.99%
Neither agree nor disagree	204	28.53%
Not Answered	6	0.84%

**Public realm improvements - I feel safe in the area during the day.**



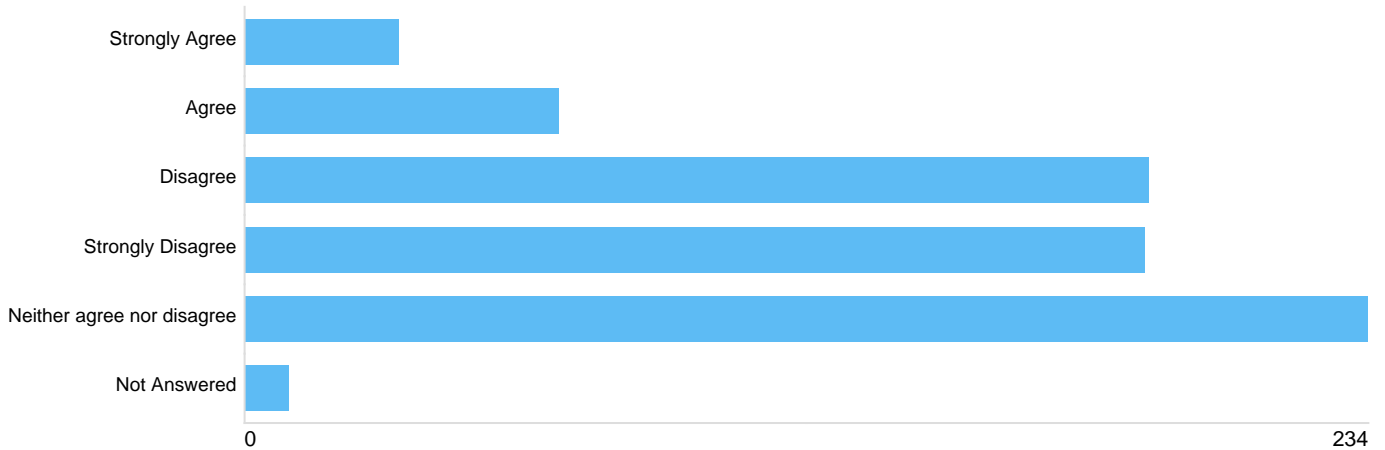
Option	Total	Percent
Strongly Agree	141	19.72%
Agree	323	45.17%
Disagree	55	7.69%
Strongly Disagree	42	5.87%
Neither agree nor disagree	146	20.42%
Not Answered	8	1.12%

**Public realm improvements - I feel safe in the area at night.**



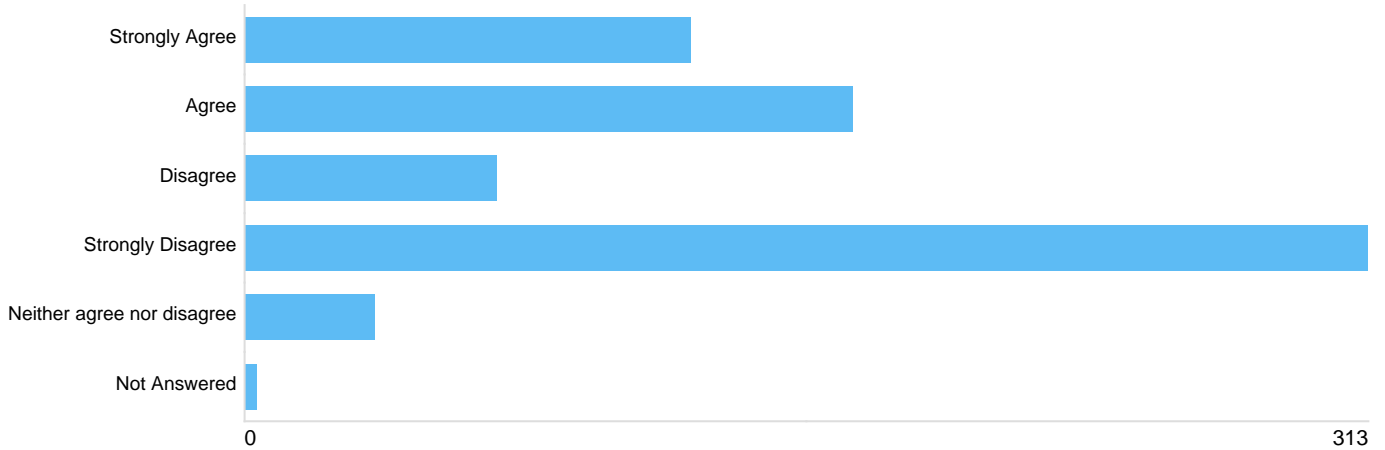
Option	Total	Percent
Strongly Agree	76	10.63%
Agree	245	34.27%
Disagree	91	12.73%
Strongly Disagree	69	9.65%
Neither agree nor disagree	229	32.03%
Not Answered	5	0.70%

**Public realm improvements - The area has increased my journeys on foot or by bicycle**



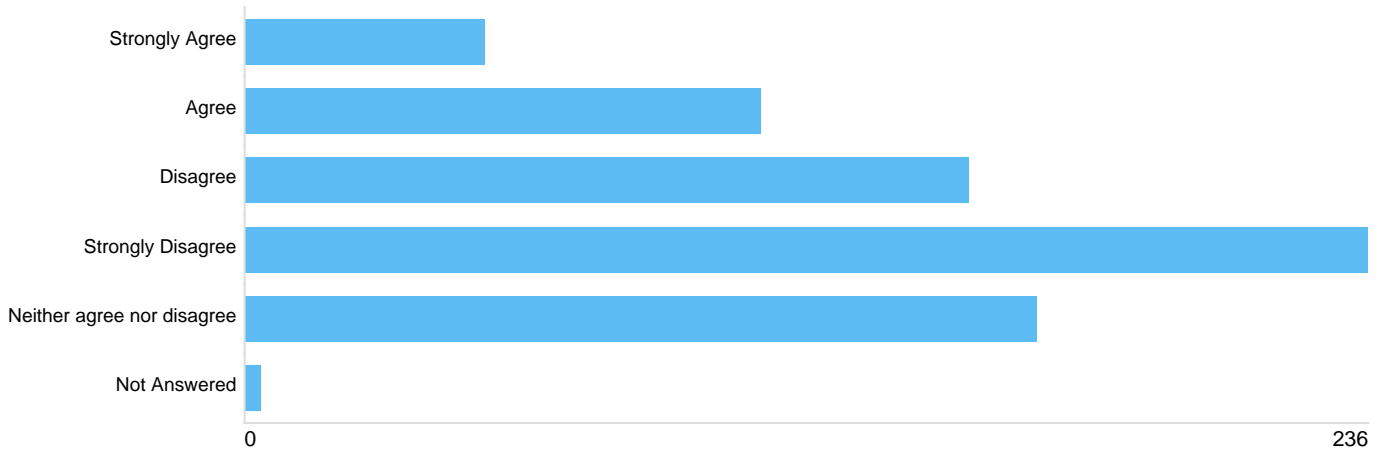
Option	Total	Percent
Strongly Agree	32	4.48%
Agree	65	9.09%
Disagree	188	26.29%
Strongly Disagree	187	26.15%
Neither agree nor disagree	234	32.73%
Not Answered	9	1.26%

**Public realm improvements - The area has improved the setting of Marischal College**



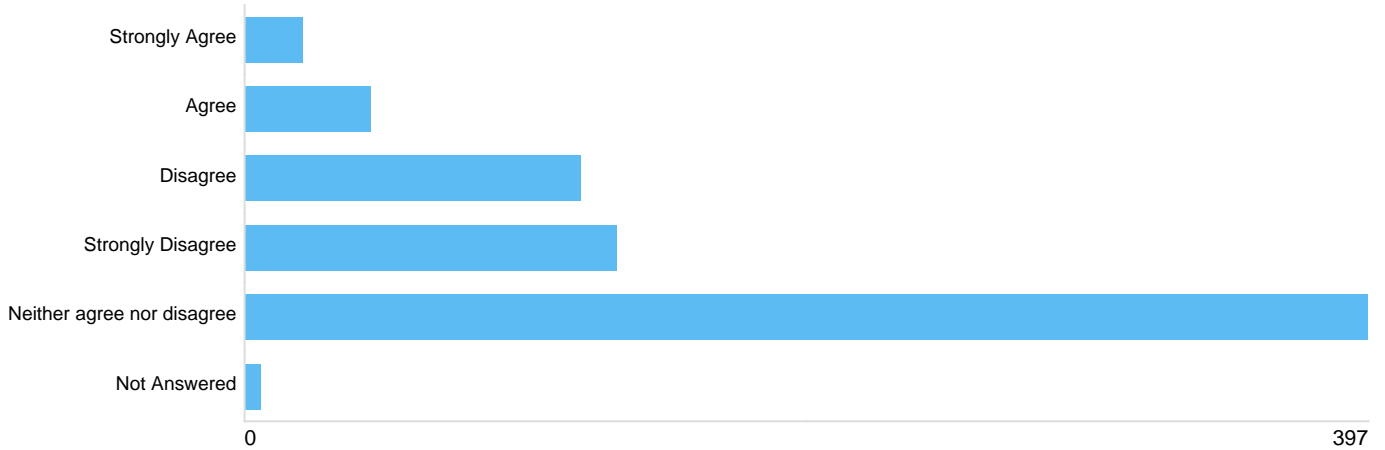
Option	Total	Percent
Strongly Agree	124	17.34%
Agree	169	23.64%
Disagree	70	9.79%
Strongly Disagree	313	43.78%
Neither agree nor disagree	36	5.03%
Not Answered	3	0.42%

**Public realm improvements - The project promotes healthy living in the city**



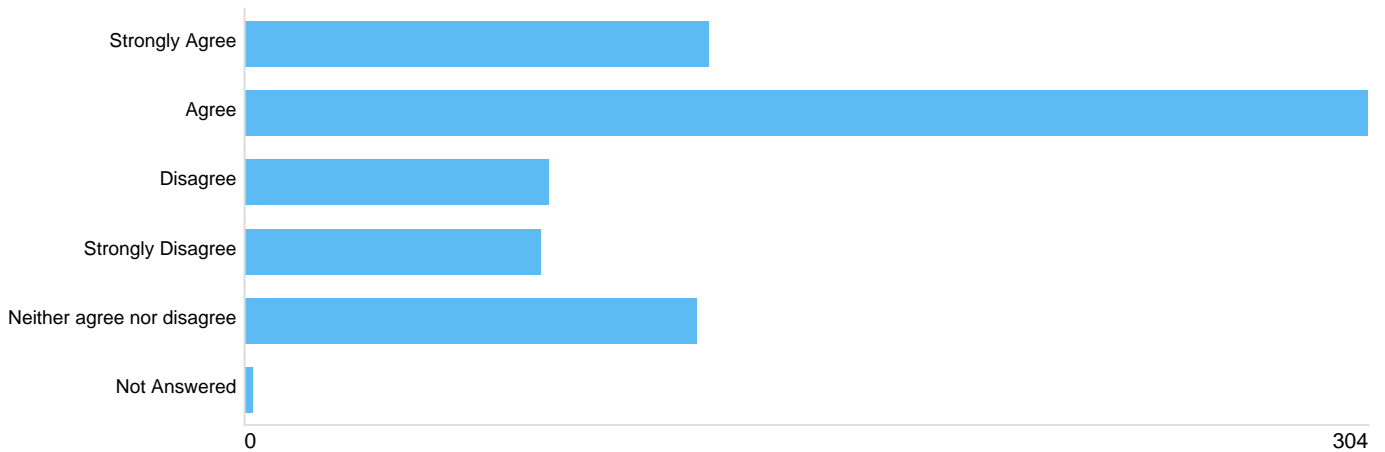
Option	Total	Percent
Strongly Agree	50	6.99%
Agree	108	15.10%
Disagree	152	21.26%
Strongly Disagree	236	33.01%
Neither agree nor disagree	166	23.22%
Not Answered	3	0.42%

**Public realm improvements - The area has improved bus times and reliability**



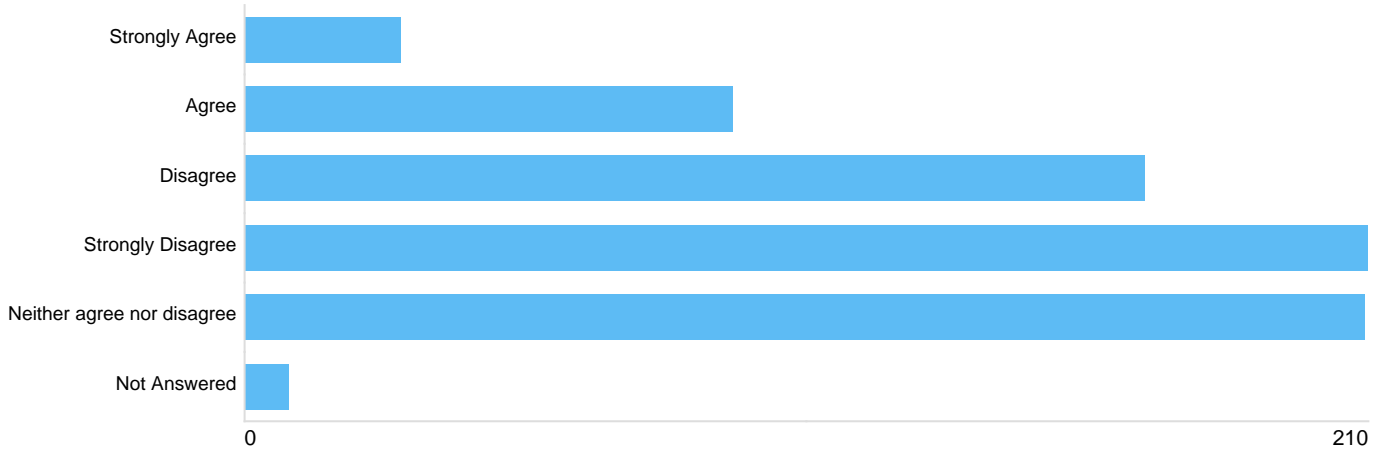
Option	Total	Percent
Strongly Agree	20	2.80%
Agree	44	6.15%
Disagree	118	16.50%
Strongly Disagree	131	18.32%
Neither agree nor disagree	397	55.52%
Not Answered	5	0.70%

**Public realm improvements - The project has reduced car use within the area**



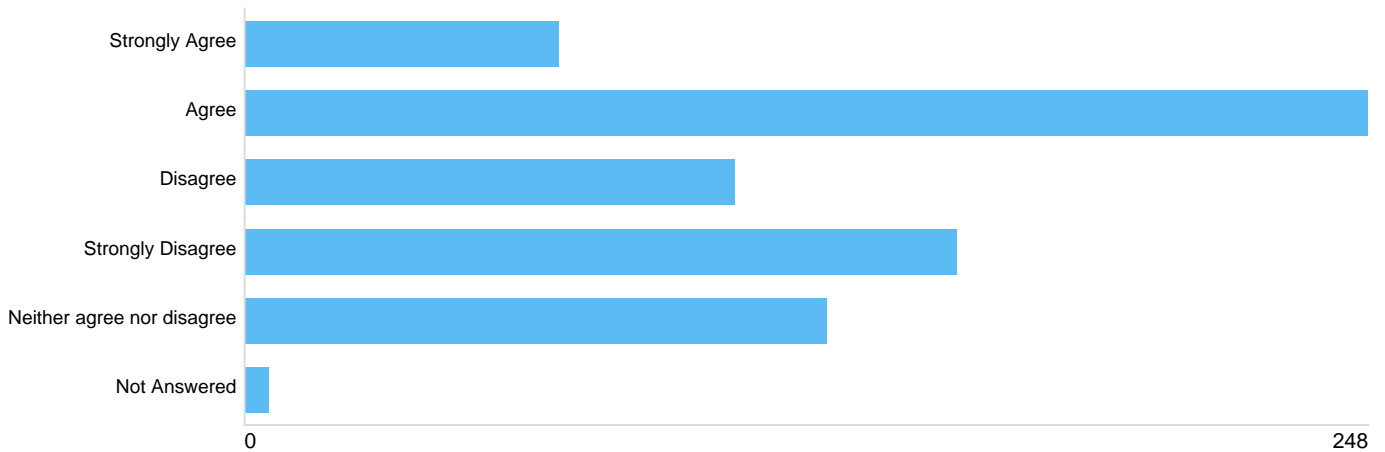
Option	Total	Percent
Strongly Agree	125	17.48%
Agree	304	42.52%
Disagree	82	11.47%
Strongly Disagree	80	11.19%
Neither agree nor disagree	122	17.06%
Not Answered	2	0.28%

**Public realm improvements - The changes promotes active travel in the city**



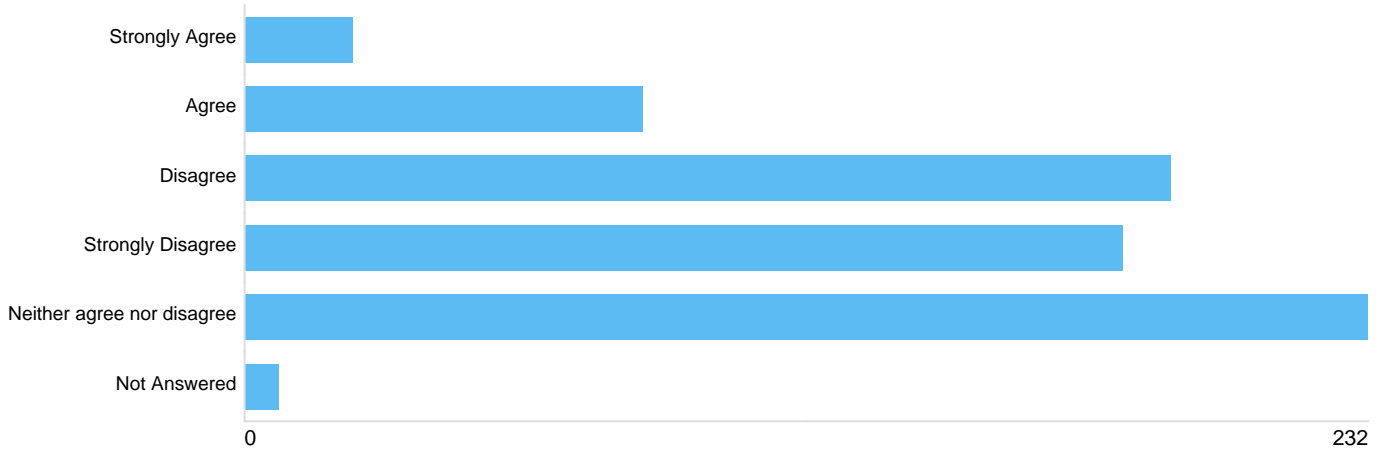
Option	Total	Percent
Strongly Agree	29	4.06%
Agree	91	12.73%
Disagree	168	23.50%
Strongly Disagree	210	29.37%
Neither agree nor disagree	209	29.23%
Not Answered	8	1.12%

**Public realm improvements - The changes have allowed for larger temporary events in the area**



Option	Total	Percent
Strongly Agree	69	9.65%
Agree	248	34.69%
Disagree	108	15.10%
Strongly Disagree	157	21.96%
Neither agree nor disagree	128	17.90%
Not Answered	5	0.70%

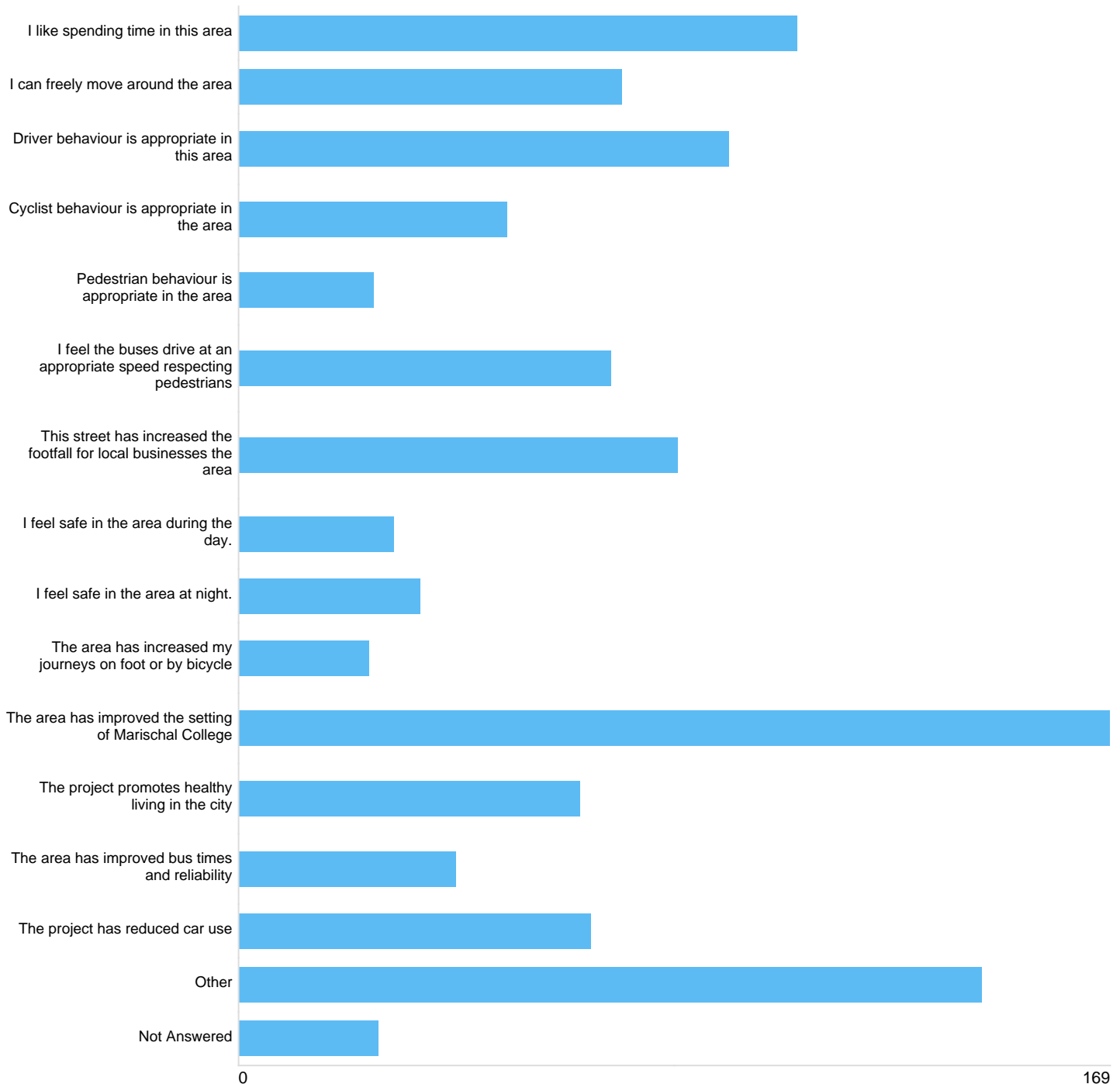
**Public realm improvements - The changes have increased access to public transport**



Option	Total	Percent
Strongly Agree	22	3.08%
Agree	82	11.47%
Disagree	191	26.71%
Strongly Disagree	181	25.31%
Neither agree nor disagree	232	32.45%
Not Answered	7	0.98%

**Question 7: Of the statements above, which do you feel could be most improved and why?**

**Statements**



Option	Total	Percent
I like spending time in this area	108	15.10%
I can freely move around the area	74	10.35%
Driver behaviour is appropriate in this area	95	13.29%
Cyclist behaviour is appropriate in the area	52	7.27%
Pedestrian behaviour is appropriate in the area	26	3.64%
I feel the buses drive at an appropriate speed respecting pedestrians	72	10.07%
This street has increased the footfall for local businesses the area	85	11.89%
I feel safe in the area during the day.	30	4.20%
I feel safe in the area at night.	35	4.90%
The area has increased my journeys on foot or by bicycle	25	3.50%
The area has improved the setting of Marischal College	169	23.64%
The project promotes healthy living in the city	66	9.23%
The area has improved bus times and reliability	42	5.87%
The project has reduced car use	68	9.51%
Other	144	20.14%
Not Answered	27	3.78%

***improvement statements***

There were **715** responses to this part of the question.

**Question 8: What in particular do you like most about this street space?**

***Like***

There were **684** responses to this part of the question.

**Question 9: What in particular do you dislike about the street space?**

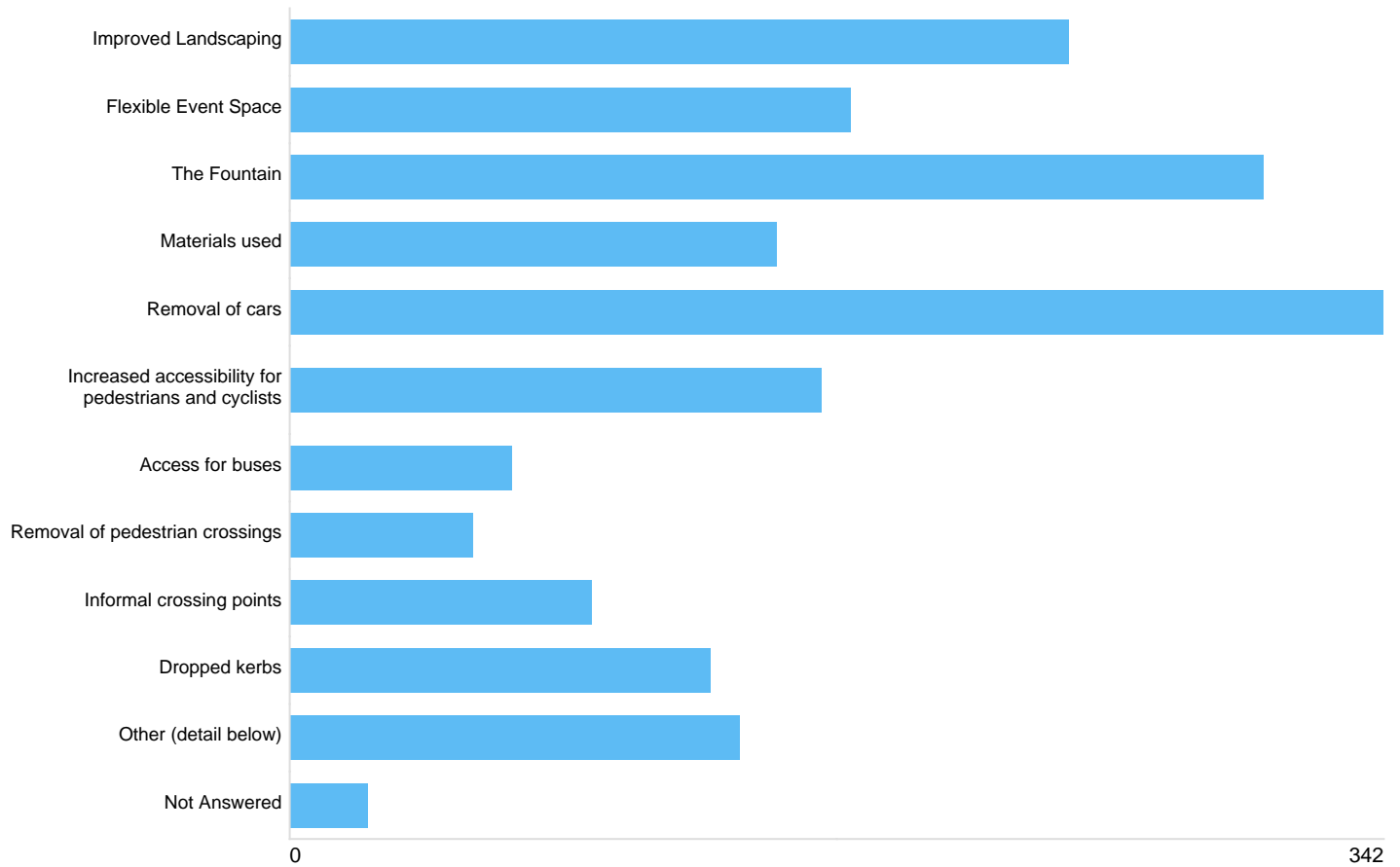
***Dislike***

There were **680** responses to this part of the question.



**Question 10: What do you like about the changes in Broad Street?**

**Change improvements**



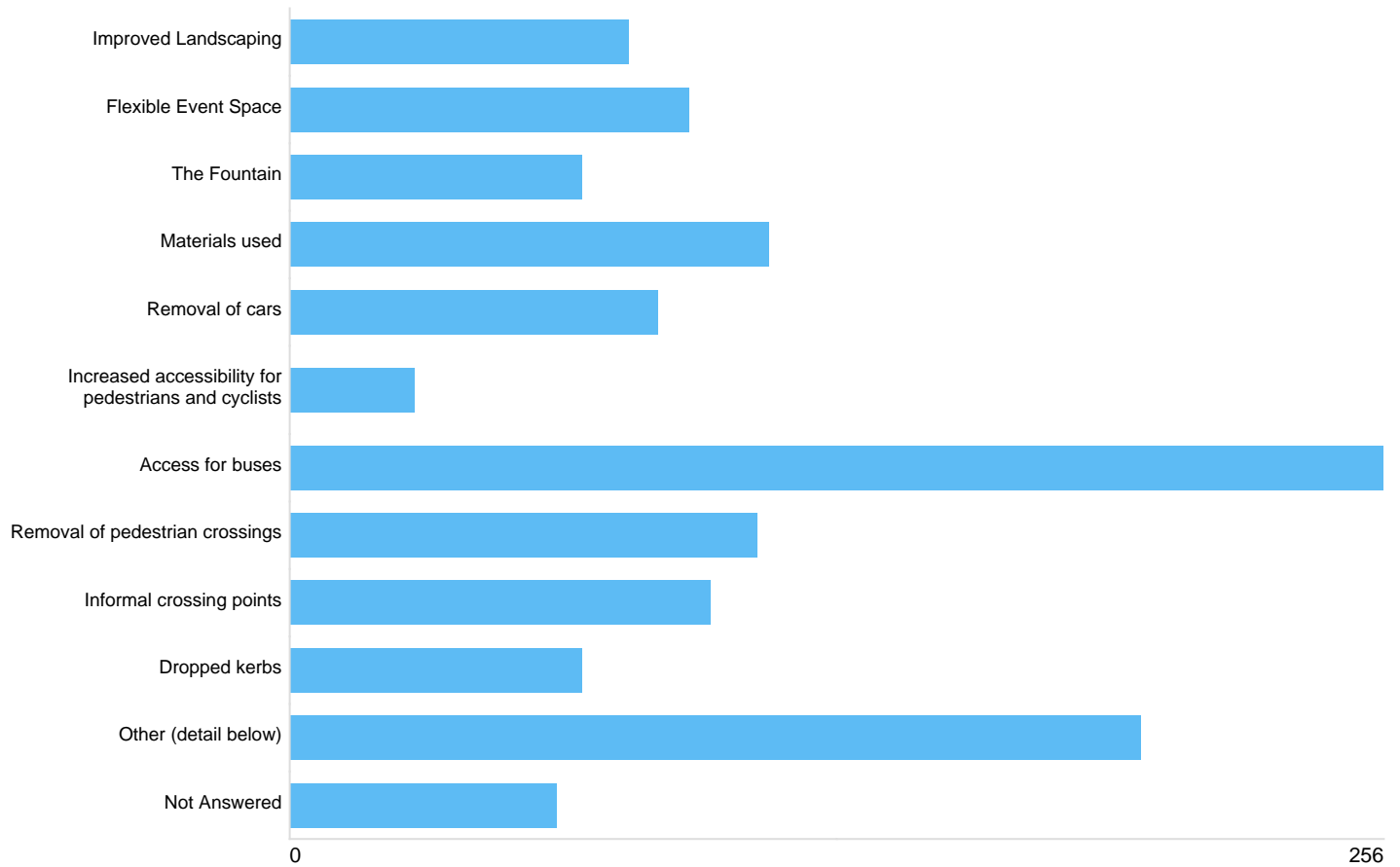
Option	Total	Percent
Improved Landscaping	243	33.99%
Flexible Event Space	175	24.48%
The Fountain	304	42.52%
Materials used	152	21.26%
Removal of cars	342	47.83%
Increased accessibility for pedestrians and cyclists	166	23.22%
Access for buses	69	9.65%
Removal of pedestrian crossings	57	7.97%
Informal crossing points	94	13.15%
Dropped kerbs	131	18.32%
Other (detail below)	140	19.58%
Not Answered	24	3.36%

**Other**

There were **189** responses to this part of the question.

**Question 11: What do you dislike about the changes to Broad Street?**

**Change improvements**



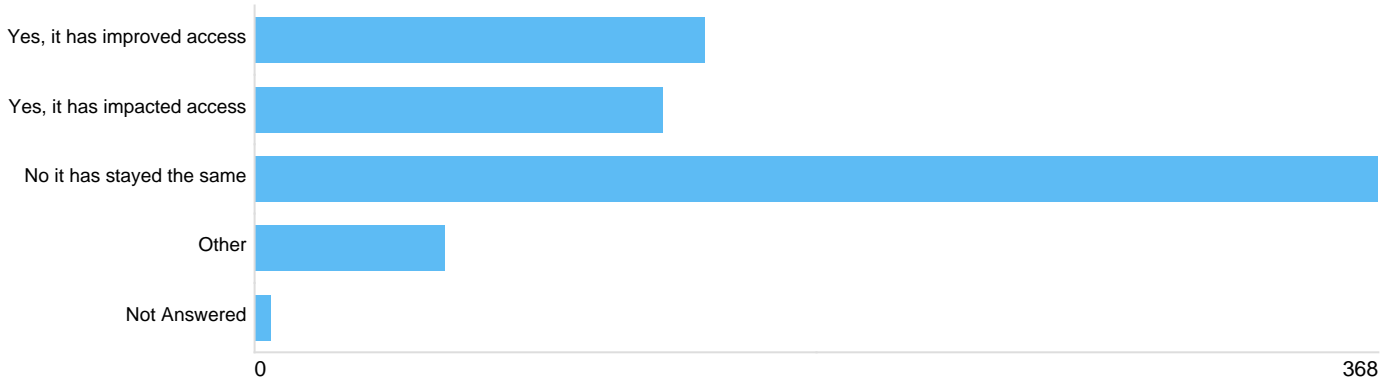
Option	Total	Percent
Improved Landscaping	79	11.05%
Flexible Event Space	93	13.01%
The Fountain	68	9.51%
Materials used	112	15.66%
Removal of cars	86	12.03%
Increased accessibility for pedestrians and cyclists	29	4.06%
Access for buses	256	35.80%
Removal of pedestrian crossings	109	15.24%
Informal crossing points	98	13.71%
Dropped kerbs	68	9.51%
Other (detail below)	199	27.83%
Not Answered	62	8.67%

**Other**

There were **314** responses to this part of the question.

**Question 12: Have the changes to Broad Street affected your access to the area?**

**Access**



Option	Total	Percent
Yes, it has improved access	147	20.56%
Yes, it has impacted access	133	18.60%
No it has stayed the same	368	51.47%
Other	62	8.67%
Not Answered	5	0.70%

**Access**

There were **142** responses to this part of the question.

**Question 13: What is your main purpose for visiting the space?**

**Visiits**



Option	Total	Percent
Socialising	190	26.57%
Commuting	156	21.82%
Shopping	150	20.98%
Leisure	164	22.94%
Visiting Marischal College	228	31.89%
Other (please specify)	210	29.37%
Not Answered	13	1.82%

**Visits**

There were **259** responses to this part of the question.

**Question 14: Do you have any further comments?**

***Comments***

There were **319** responses to this part of the question.